

Condition Review Report

This report returns condition entry and comment details for a Unit, Function, or Asset location, filtered by criteria such as data range, checkoff/closure status, monitoring technology, and severity.

You may choose as many filters as needed. Each category has a set of subcategories that may be used as well.

After choosing filters, you may either choose to view the report or export it to PDF. (The PDF may be viewed in your browser or downloaded)

The screenshot displays a web interface titled "Condition Entry Review". At the top, a light blue bar indicates the selected location: "Location: 101 Cooling Tower". Below this, there are four filter categories, each with a checkbox and a label: "Condition Entry Options", "Condition Comment Options", "User Region", and "Aliases". At the bottom of the interface, there are two red buttons: "View Report" and "Export Report as PDF". Blue lines connect the text in the left column to the filter checkboxes and the "View Report" button in the screenshot.

Filter Options - Condition Entry Options

Condition Entry Options

Date Ranges

	From	To	Notes
Start Date	<input type="text" value="Oct 29, 2012"/>	<input type="text" value="Oct 24, 2018"/>	
Check Off Date	<input type="text" value="Oct 29, 2012"/>	<input type="text" value="May 16, 2017"/>	<i>Not applicable to open condition entries.</i>
Close Date	<input type="text" value="Nov 06, 2012"/>	<input type="text" value="May 16, 2017"/>	<i>Not applicable to any open condition entry.</i>

Filters (Select a filter category to filter condition entries by that category, leave it unchecked if you want to disregard that category)

Condition Entry Status

Severity

- High (2)
- Medium (17)
- Low (9)

Technology

Area Of Responsibility

Corrective Work Name

You may choose a date range for Start Date, Check Off Date, or Close Date

From 0 to 5 additional filters may be added. Severity has been selected in this example. Each option indicates the number of entries matching that option.

Filter Options - Users and Aliases

In the same manner, filters can also be applied to Condition Comments (below), Users (top right), and Aliases (lower right).

Condition Comment Options

Date Ranges

	From	To
Start Date	Dec 07, 2012	Jan 17, 2019

Condition Comment Status

Show most recent only (20)

 Show all (36)

User Region

- Guest01 (*Condition Entries: 2, Condition Comments: 0*)
- Guest02 (*Condition Entries: 2, Condition Comments: 0*)
- Guest03 (*Condition Entries: 2, Condition Comments: 0*)
- James Tech (*Condition Entries: 2, Condition Comments: 0*)
- John Boss (*Condition Entries: 2, Condition Comments: 0*)
- John Planner (*Condition Entries: 2, Condition Comments: 0*)
- John Reliable (*Condition Entries: 2, Condition Comments: 0*)
- John Supervisor (*Condition Entries: 2, Condition Comments: 0*)

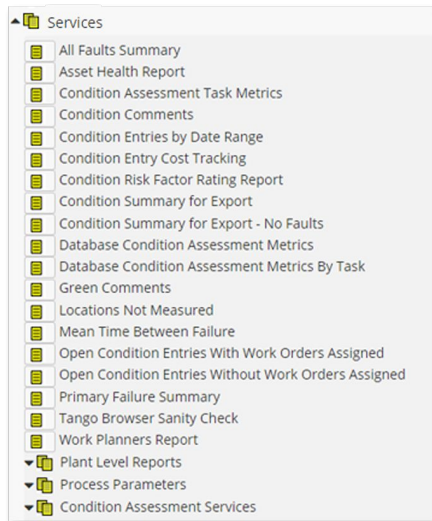
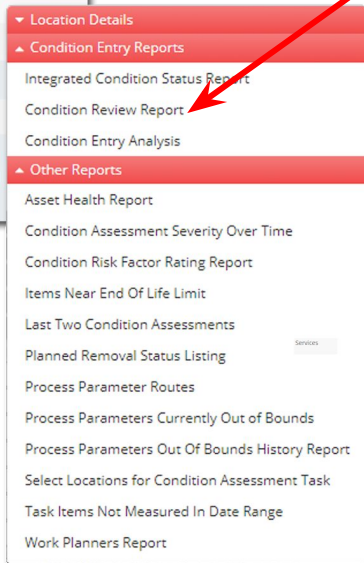
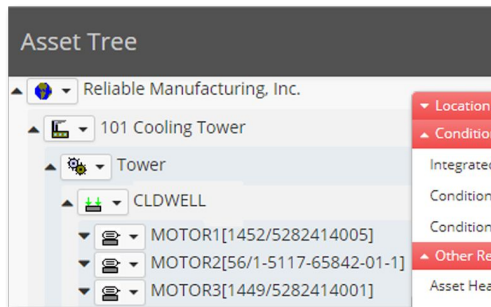
Aliases

Asset Tag (19)

Location Barcode (10)

Asset Fitness Percentage Goal (2)

Locating the Report



Available From Asset Tree Menu Under:

<input checked="" type="checkbox"/> Plant	<input checked="" type="checkbox"/> Process Parameters
<input checked="" type="checkbox"/> Unit	<input checked="" type="checkbox"/> Condition Assessment Services
<input checked="" type="checkbox"/> Function	
<input checked="" type="checkbox"/> Asset	
<input checked="" type="checkbox"/> Component	
<input checked="" type="checkbox"/> Services	